


The reliable all-rounder in the high-performance range



C6→B5
#7 3/4→6 x 9



20,000 env/h



8 mm/0.31"



≥ 1 channel



100,000 sheets/h



12 mm/0.47"

MARATHON

Outstanding flexibility

for solving complex tasks

Maximum production capacity, high availability, an extremely broad spectrum of documents and enclosures with minimal effort in set-up and the highest integrity – these are the current demands on high-performance inserting systems. Our answer: Marathon.



Processing that is exceedingly fast and gentle on materials



Maximum integrity for secure and reliable handling



Broadest filling thickness capacity in the upper performance segment



Highest flexibility in processing the most diverse range of enclosures



Thanks to its **modular design**, Marathon provides a diverse range of options



Minimal operator effort and easy access to components

Fast and gentle processing with maximum integrity

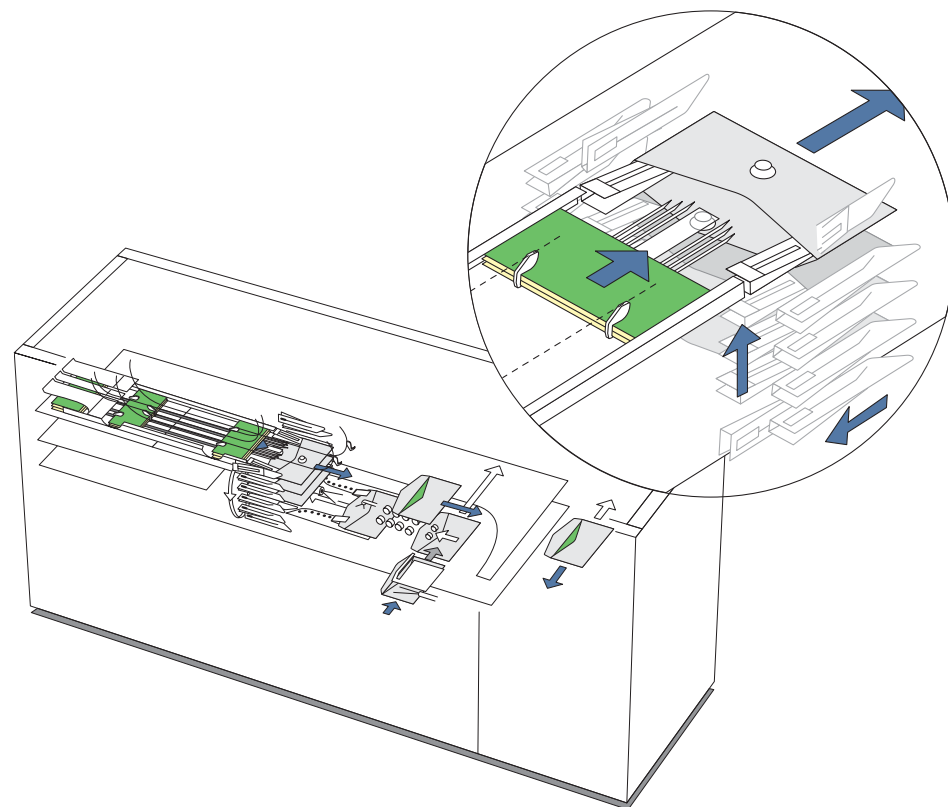
Fast, exceptionally secure and gentle processing are the qualities that make Marathon the most reliable inserting system in the high-performance segment. The inserting all-rounder flexibly processes the most diverse enclosures with filling thicknesses of up to 12 mm. With a maximum output of up to 20,000 envelopes per hour, the intelligent features and cutting-edge technology ensure maximum integrity throughout the entire process.



During transportation the enclosures are protected on all sides. Guiding elements ensure that all mailpieces are inserted securely into the envelopes.

With its exceedingly light and at the same time robust carbon filling fingers, the state-of-the-art envelope lift ensures an optimal, smooth workflow.

Photocells in all of the components monitor the paper flow continually and ensure secure document tracking.



Widest filling thickness range with highest output

Marathon delivers the highest output with up to 20,000 envelopes per hour while filling the envelopes to a varying degree.

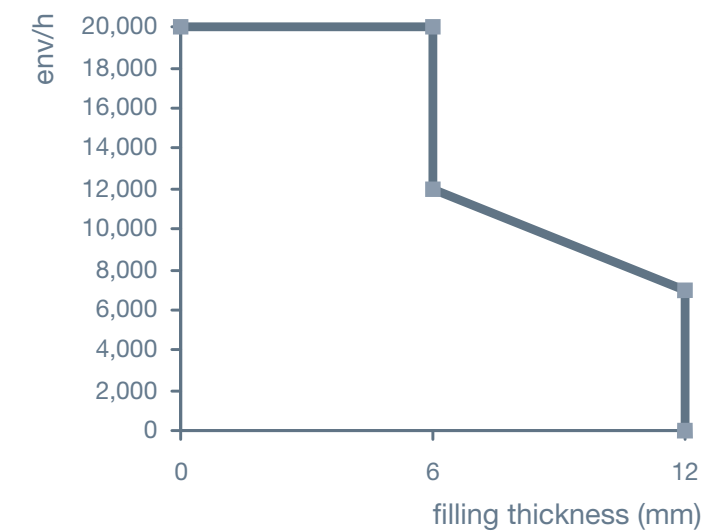


The Marathon high-performance inserting system distinguishes itself by its impressive filling technique which enables a filling thickness of up to 12 mm. Intelligent inner components and state-of-the-art electronics ensure maximum processing security.

› Variable filling thickness up to 12 mm or 20 sheets/envelope for C5

› Throughput up to 20,000 envelopes per hour at filling thickness of up to 6 mm

› Extremely high filling thickness may enable the usage of B5 instead of C4



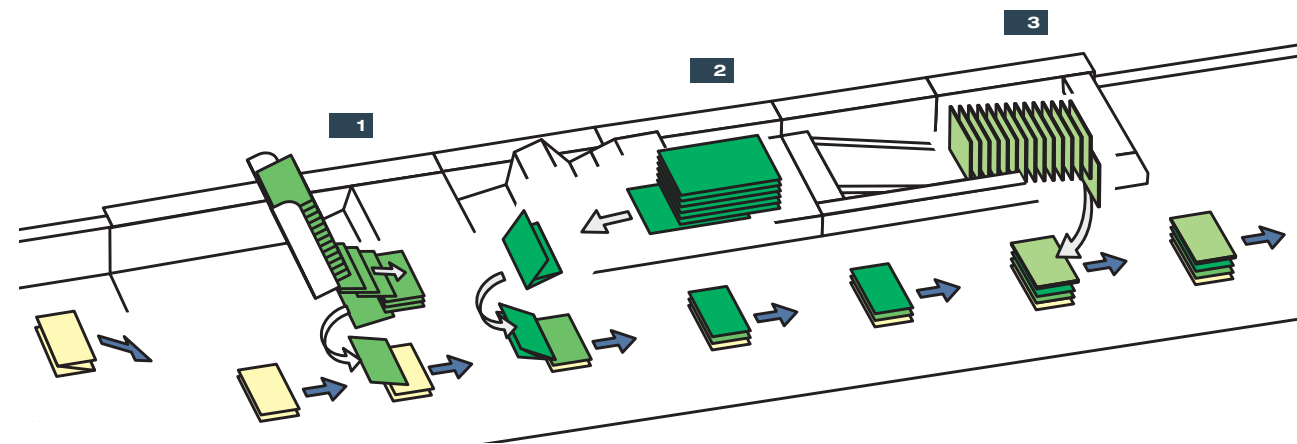
Highest enclosure flexibility with maximum processing security

With Marathon, BÖWE SYSTEC offers a high-performance inserting system capable of processing the most diverse applications and materials – without unnecessary system stops or long changeover times. No matter if thick, thin, folded, rigid or smooth: Marathon has the right feeder for every enclosure.



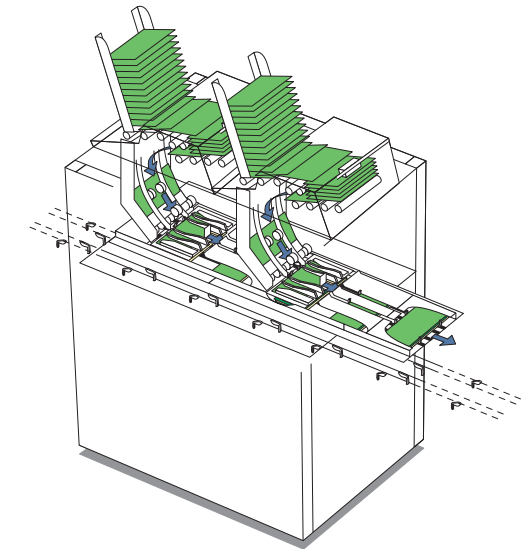
The different feeder types make secure handling of all common enclosure types possible, regardless of type of fold,

format or thickness. The high capacity of all feeders ensures highest operator friendliness and productivity.



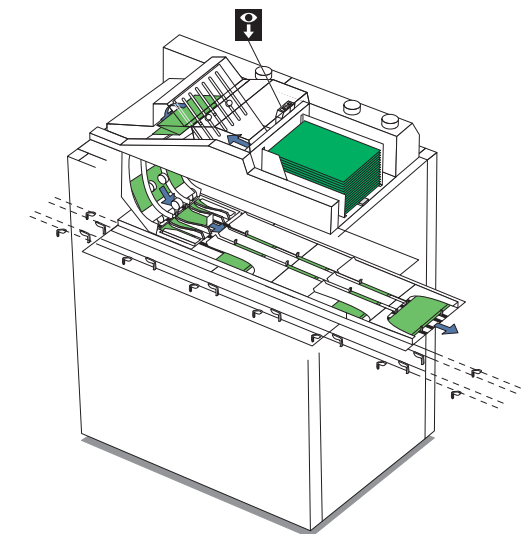
1 Standard feeder

- › For envelope-size enclosures independent of fold (Z, C fold etc.)



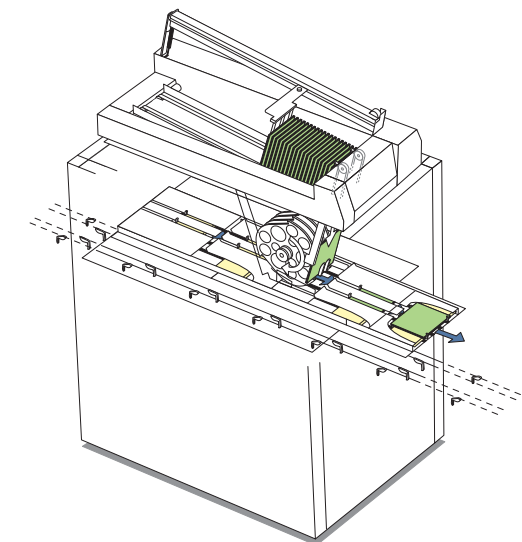
2 Intelligent folding feeder

- › For unfolded, personalized enclosures (stacking capability up to 1,000 sheets)
- › Optional reading unit

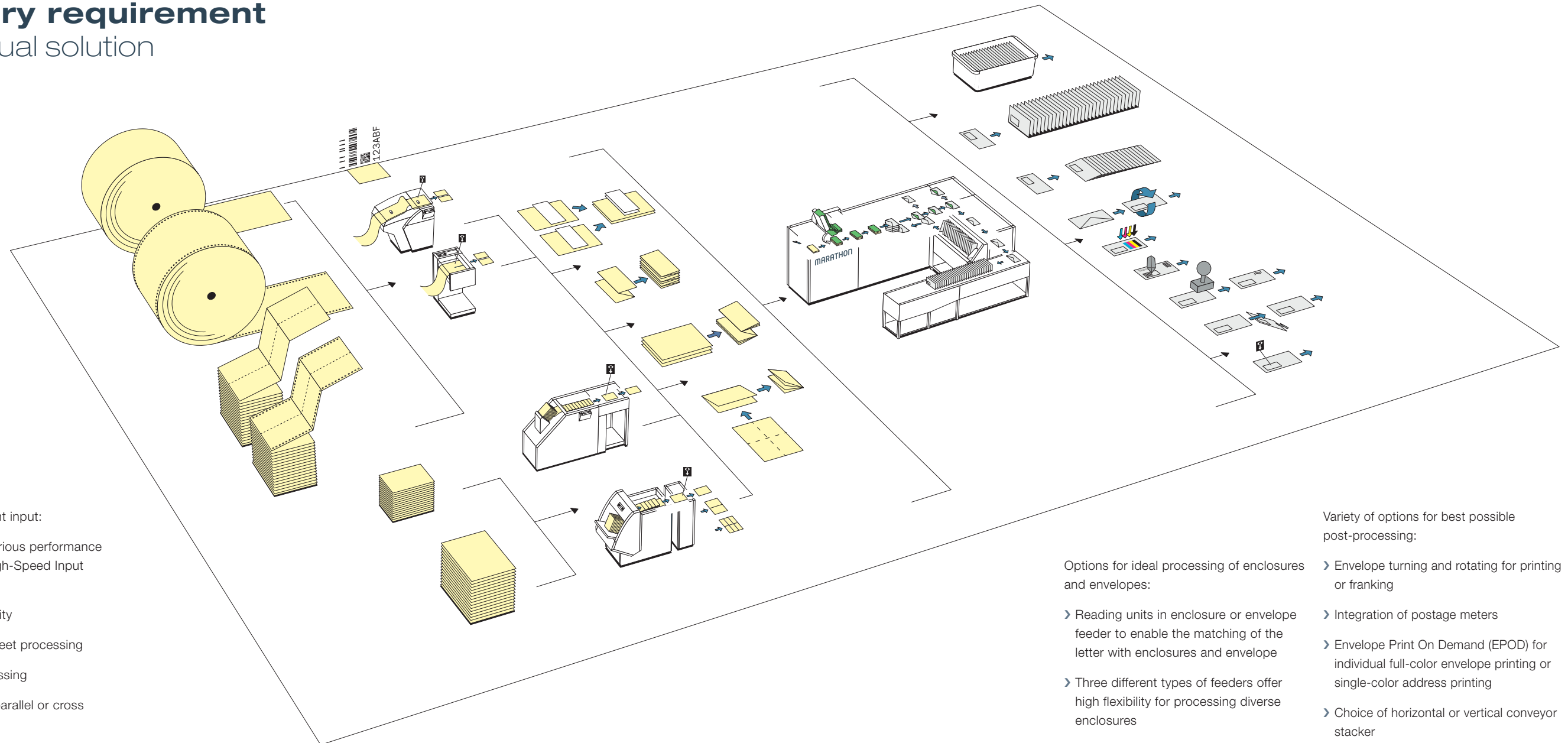


3 Booklet feeder

- › For enclosures with up to 6 mm thickness, e.g. thicker booklets or CDs



For every requirement an individual solution



Highly flexible document input:

- › Infeed channels in various performance classes, including High-Speed Input Channel
- › Multi-channel capability
- › Continuous or cut-sheet processing
- › 1-up and 2-up processing
- › Z, C, single, double parallel or cross folds possible
- › Assembling before and/or after folding
- › Folding enclosure feeder to be used as an intelligent infeed channel

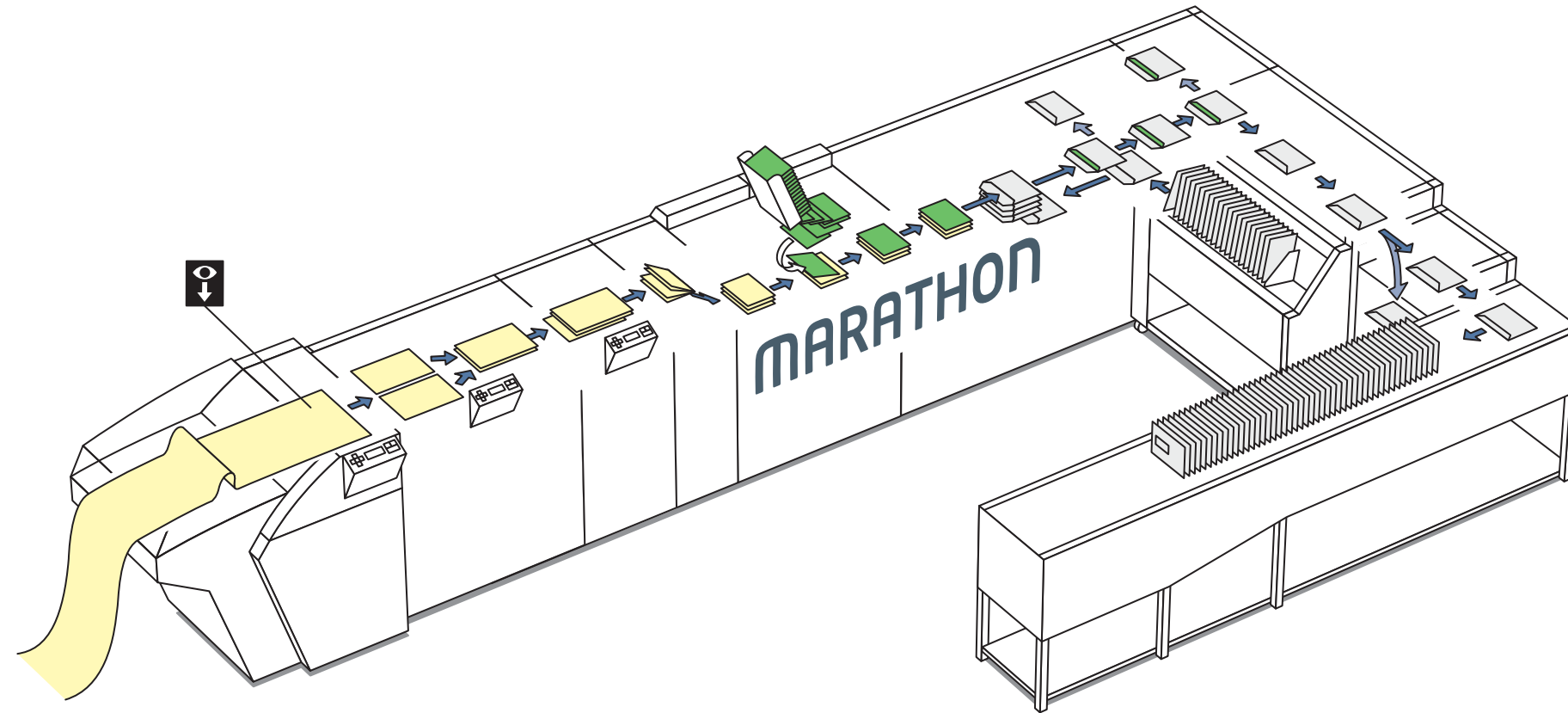
Options for ideal processing of enclosures and envelopes:

- › Reading units in enclosure or envelope feeder to enable the matching of the letter with enclosures and envelope
- › Three different types of feeders offer high flexibility for processing diverse enclosures

Variety of options for best possible post-processing:

- › Envelope turning and rotating for printing or franking
- › Integration of postage meters
- › Envelope Print On Demand (EPOD) for individual full-color envelope printing or single-color address printing
- › Choice of horizontal or vertical conveyor stacker
- › Sorting module
- › Envelope Packaging Output System (EPOS) places envelopes into postboxes

Technical Data



Max. performance	
C6, B6, B6+, DL, C6/5, C5, B5 #7 3/4, #10, 6 x 9	up to 20,000 env/h

Documents from the infeed channel	
Width net	173 mm - 216 mm (per column - 2-up)
Paper weight	70 - 120 g/m ²
Height	4" - 14"

Enclosures	
Standard feeder	
Max. number	9 enclosure feeders
Width	100 mm - 230 mm
Height	80 mm - 162 mm
Thickness	up to 8 mm

Folding feeder	
Max. number	4 enclosure feeders
Width	130 mm - 216 mm
Height	100 mm - 305 mm
Thickness	cut-sheet up to 160 g/m ²

Booklet feeder	
Max. number	4 enclosure feeders
Width	130 mm - 230 mm
Height	80 mm - 162 mm
Thickness	2 - 6 mm

Envelopes	
Width	162 mm - 250 mm
Height	90 mm - 176 mm
Feeder capacity	approx. 2,000 envelopes
Paper weight	80 - 110 g/m ²

Max. inserting package	
Height	up to 12 mm